




JUNE 2024
VOL NO. 04



Traveling on a budget

*Travel Like a Pro,
Spend Like a Student*

Adventure Awaits



Summer whispers promises of adventure – sun-drenched beaches, ancient ruins, and lively cityscapes. For students, however, that travel itch can feel impossible to scratch with a limited budget. But you don't have to worry anymore, **this guide unlocks the secrets to epic summer adventures without breaking the bank.**

In Hospitality Academy, we understand the challenge (*and thrill!*) of traveling on a shoestring. And want to get in on a secret?: budget travel isn't about deprivation, **it's about resourcefulness, creativity, and prioritizing experiences** that will enrich your life.

This guide equips you with the knowledge and savvy strategies to transform your wanderlust into reality. We'll show you how to **find amazing destinations on a budget, score killer deals on transportation and accommodation, and unlock a world of free and low-cost activities.**

So, ditch the fear of missing out and pack your sense of adventure! With a little planning and this guide as your compass, **you're ready to conquer the world** and create unforgettable memories.

**Are you ready?
Let's get started!**



CHAPTER 1:

Planning Like a Pro

The world is your oyster, but **some destinations shuck a bit easier on your student budget**. Here's how to be a planning pro and score the perfect summer adventure:

CONSIDER NEARBY GEMS

Sometimes, the most epic adventures **are closer than you think!** Don't underestimate the beauty and affordability of exploring the city you live in:

- **NATIONAL PARK PARADISE:**


Many countries have **hidden national parks with breathtaking scenery and free or low-cost entry**. Pack a tent, grab some friends, and go on a wilderness adventure without the hefty price tag of international travel.





- **CHARMING TOWNS WITH CHARACTER:**

Skip the crowded tourist hotspots and **discover the unique charm of lesser-known towns**. Think quaint villages nestled in rolling hills, coastal towns with hidden coves, or historic towns with vibrant local markets.



- **COASTAL BLISS ON A BUDGET:**

Craving a beach escape? Do some research on lesser-known coastal destinations within driving distance. **You might discover hidden beaches with pristine sand and crystal-clear waters**, minus the expensive resorts and tourist paraphernalia.



Look for regional travel passes that **offer discounted entry to multiple national parks** or attractions within a specific area.

CHAPTER 2:

Student Travel Hotspots

If you're set on venturing further afield, **some destinations are legendary for being student-friendly**. Explore some of the best alternative destinations if you want to save some money this summer.

Let's begin in The USA!



Instead of going to:
Los Angeles, California.



Los Angeles is known for its Hollywood glamour

Why It's Famous:

Iconic beaches like Venice Beach and Santa Monica, world-class theme parks like Disneyland and Universal Studios, and a vibrant nightlife scene.

Cost: LA can be expensive, especially for accommodation during peak summer months. Expect to pay a premium for attractions, dining, and even transportation within the city.

Go to:
Portland, Oregon.



Portland offers a budget-friendly alternative.

Why it's a Cheaper Alternative:

This city is known for its quirky charm, delicious coffee scene, craft breweries, beautiful natural surroundings, and walkable downtown core.

Things to Do: Explore the vibrant downtown area with trendy shops, art galleries, and microbreweries. Immerse yourself in the coffee culture, hike, or bike through the lush Forest Park, the largest urban forest in the United States.

Instead of going to: **Orlando**, Florida.



Orlando is the theme park capital of the world.

Why It's Famous: Home to Walt Disney World, Universal Orlando Resort, and SeaWorld. It's a popular destination for families, especially during summer.

Cost: Orlando can be expensive, with theme park tickets, accommodation, and dining all adding up quickly.

Go to: **Outer Banks**, North Carolina.




The Outer Banks offer a beautiful alternative.

Why it's a Cheaper Alternative: This string of barrier islands boasts stunning beaches, charming towns, rich history, and abundant wildlife.

Things to Do: Relax on the pristine beaches of the Outer Banks, perfect for swimming and surfing, explore the charming towns like Manteo, Roanoke Island, and Duck, known for their unique shops, restaurants, and historical sites.

Traveling on a Budget



Instead of going to:
New York City, New York.

New York City is a global metropolis

Why It's Famous: Known for its iconic landmarks like the Statue of Liberty and Times Square, world-class museums like the Metropolitan Museum of Art, Broadway shows, and fast-paced energy.

Cost: NYC is notoriously expensive, with accommodation, dining, and attractions costing a significant amount.

Go to: **Philadelphia**, Pennsylvania.

Philadelphia offers a charming and historic alternative.

Why it's a Cheaper Alternative: With a rich colonial past, famous cheesesteaks, and a vibrant arts and culture scene.

Things to Do: Catch a cheesesteak at Pat's or Geno's Steaks, rival restaurants credited with inventing the iconic Philadelphia cheesesteak, and visit the Philadelphia Museum of Art, housing an impressive collection of art from around the world.

If you want to explore Europe:

Instead of going to: **Venice**, Italy.



Venice is a world-renowned city built on canals

Why It's Famous: With stunning architecture, historic landmarks like St. Mark's Square and the Doge's Palace, and a romantic gondola ride experience.

Cost: Venice can be quite expensive, especially during peak summer months. Expect to pay a premium for accommodation, dining, and even transportation within the city (canal rides can be very pricey!).

Annecy, nicknamed the "Venice of the Alps".

Why it's a Cheaper Alternative:

It offers a charming and more affordable alternative to Venice. Nestled on a beautiful lake surrounded by mountains, Annecy boasts colorful canals with waterways lined with cafes and shops, a historic old town, and stunning natural beauty.

Things to Do: Explore the picturesque canals by boat or bike, stroll through the charming old town with its cobbled streets and colorful buildings, visit the Palais de l'Isle (a medieval island palace), hike or bike along the lakefront trails with stunning mountain views, or enjoy a swim in the crystal-clear waters of the lake.

Go to: **Annecy**, France.



Instead of going to:
Santorini, Greece.

Traveling on a Budget

Go to:
Milos, Greece.

Santorini is a popular Greek island.

Why It's Famous:

Known for its dramatic cliffs, whitewashed houses with blue domes, stunning beaches, and vibrant nightlife.

Cost: Santorini can be quite expensive, especially during peak summer. Accommodation, dining, and activities can add up quickly.

Milos offers an affordable alternative.

Why it's a Cheaper Alternative:

The island boasts beautiful beaches with volcanic rock formations, charming villages, and delicious local cuisine.

Things to Do: Explore the colorful fishing villages like Klima and Mandrakia, hike to hidden beaches, visit the ancient ruins of the early Christian Catacombs, or take a boat tour around the island.

Instead of going to:
Barcelona, Spain.

Barcelona is a vibrant city with stunning architecture.

Why It's Famous: It has Stunning architecture like Sagrada Familia, world-class museums like the Picasso Museum, lively beaches, and delicious tapas bars.

Cost: Barcelona can be expensive, especially for accommodation during summer.

Go to: **San Sebastian**, Spain.

San Sebastian is a beautiful coastal town.

Why it's a Cheaper Alternative: Known for its stunning beaches, delicious pintxos (small Basque tapas), and a more relaxed atmosphere than Barcelona.

Things to Do: Relax on the beautiful beaches of La Concha or Ondarreta, explore the charming old town, wander through the narrow streets and admire the architectural gems, and indulge in pintxos hopping, a delicious tradition where you sample a variety of small tapas at different bars.



CHAPTER 3:

Transportation on a Dime

Bus It Out: Remember the humble bus? Long-distance bus travel can be a surprisingly cost-effective and adventurous way to explore.

- **Cost Champion:** Bus tickets are often a fraction of the price of plane tickets, especially for shorter routes. Many companies like Greyhound (US) or Flixbus (*Europe*) offer frequent departures and flexible schedules.
- **Adventure Awaits:** Embrace the journey! Buses take you on the scenic route, allowing you to see a different side of a country and potentially meet interesting fellow travelers. Pack some snacks, download some movies, and enjoy the ride.

Hitchhiking (*with Safety First!*): It can be an exhilarating way to travel for the truly adventurous and very budget-conscious student. However, safety is paramount.

- **Safety Matters:** Only hitchhike in daylight, on well-traveled roads, and with a partner if possible. Let someone know your route and estimated arrival time. Never get into a car with someone who makes you uncomfortable.
- **Responsibility First:** Be patient, and respectful, and offer to share gas money. Have a clear destination in mind and a way to contact emergency services if needed.



Flights for the Savvy: While flights can be expensive, there are ways to find deals for the savvy student traveler.

- **Incognito Mode:** Airlines use cookies to track your searches and potentially inflate prices. Use incognito or private browsing windows to avoid this.
- **Budget Airlines Befriend:** Airlines like Ryanair (Europe), Spirit Airlines (US), or JetBlue (US) often have shockingly cheap fares. Be flexible with your travel dates and consider carry-on luggage only to avoid baggage fees.
- **Red-Eye Redemption:** Red-eye flights (departing late at night) are often significantly cheaper than daytime flights. Just factor in the cost of transportation to and from the airport at odd hours.



Train Travel Deals: Train travel can be a comfortable and scenic way to explore a country. While not always the cheapest option, there are ways to save.

- **Rail Pass Perks:** Research regional rail passes, especially if you plan on covering long distances or multiple destinations. Some countries offer student discounts on rail passes.
- **Loyalty Love:** Sign up for loyalty programs offered by national train companies. You can accumulate points towards future trips or discounts.

CHAPTER 4:

Cozy & Cost-Effective Accommodations

Finding a place to stay doesn't need to drain your wallet. Here are some creative and budget-friendly options for student travelers:

1. Hostels:

A haven for budget-conscious adventurers. They offer dorm rooms with bunk beds, perfect for meeting fellow travelers and creating lasting memories. Most hostels have communal areas like kitchens and lounges, to create a social atmosphere.

REMEMBER:

- Dorm rooms are the most affordable option, but many hostels also offer private rooms for a slightly higher price.
- Hostels often organize events like pub crawls, city tours, or game nights, providing a fantastic way to explore your destination and make new friends.

How to find them? Websites like [Hostelworld](#) and [HostelBookers](#) allow you to search for hostels worldwide, **compare prices, and read reviews** from fellow travelers.

House Sitting/Pet Sitting:

For responsible and animal-loving students, house-sitting/pet-sitting can be a unique way to find free accommodation. You'll get a chance to live like a local while caring for someone's home and furry (or feathered) friend.

How to find them? Websites like [TrustedHousesitters](#) and [Nomador](#) connect homeowners with responsible individuals to care for their homes and pets while they travel.

Camping Under the Stars:

Take up nature's beauty and affordability by camping! National parks, forests, and campgrounds offer designated campsites with basic amenities.

REMEMBER:

- Camping allows you to experience stunning landscapes for a fraction of the price of a hotel.
- If you don't own camping equipment, consider renting a tent, sleeping bag, and other essentials from outdoor gear stores or online rental platforms.
- National park websites list nearby campsites & their amenities.



CouchSurfing for the Brave:

Couchsurfing is a hospitality exchange network where travelers can stay for free with local hosts. This option is best for adventurous and open-minded students who enjoy cultural immersion.

REMEMBER:

- Always communicate clearly with your host beforehand, outlining your expectations and respecting their house rules.
- Read host reviews carefully and prioritize your safety.

Couchsurfing is not for everyone, so assess your comfort level before booking a stay.

Finding Affordable Accommodation:

In addition to the websites mentioned above, here are some general tips for finding affordable accommodation:

- Consider the off-season: Accommodation prices often drop significantly outside peak tourist seasons.
- Look beyond tourist areas: Explore neighborhoods slightly further from the main attractions for potentially cheaper options.

Utilize student discounts:

Many hostels, guesthouses, and even some hotels offer student discounts.



HOSPITALITY ACADEMY

Traveling on a Budget

CHAPTER 5:

What to Pack?: Travel Essential



Backpack

Invest in a durable backpack that's comfortable to carry around, preferably one with **multiple compartments for organization**.



Travel Towel

Bring a quick-drying, lightweight travel towel that **takes up less space in your bag** compared to a regular towel.



Portable Charger

Keep your devices powered up while on the go with a portable charger or power bank. Opt for one with **multiple charging ports** and sufficient capacity.



Universal Adapter

Ensure you can charge your devices anywhere in the world with a universal adapter that **works in multiple countries**.

Travel-sized Toiletries

Pack travel-sized toiletries such as shampoo, conditioner, body wash, toothpaste, and sunscreen to save space and money. **Consider reusable silicone bottles** for refilling.



Lightweight Clothing

Pack versatile, lightweight clothing items that can be layered for different weather conditions and **easily washed and dried**.



CHAPTER 6:

Mastering the Art of Saving

Traveling on a budget **is all about resourcefulness and making smart choices**. Here are some tips to stretch your student dollar further:

Student Discounts are your Best Friend:

Don't underestimate the power of your student ID! Flash it everywhere you go. Many museums, historical sites, public transportation, and even restaurants offer student discounts.

Free (and Fun!) Activities:

Every destination offers free or low-cost activities to fill your days. Here are some ideas to get you started:

- **City Slickers:** Explore free walking tours, visit museums on free admission days, attend open-air concerts, or have a picnic in a beautiful park.
- **Beach Bums:** Hit the free public beaches, go for a swim, build sandcastles, or try surfing lessons (equipment rentals might cost extra).
- **Nature Lovers:** Hike breathtaking trails, go for a scenic bike ride, or visit a local botanical garden.

Embrace the Power of Self-Catering:

Eating out can quickly drain your budget. Consider grocery shopping and preparing your meals in hostels with communal kitchens or vacation rentals with kitchens.

Travel Apps for Budget Travelers:

There's a travel app for everything! Here are a few to download before your trip:

- **Triplt:** Helps you organize all your travel plans in one place, including flights, accommodation, and activities.
- **Citymapper:** Designed for navigating cities using public transportation. It provides real-time arrival and departure information for buses, trains, and subways.
- **Splitwise:** A great way to keep track of shared expenses with travel companions.
- **EatWith:** Connect locals who host meals in their homes with travelers. It's a great way to experience authentic cuisine and culture while meeting new people.



HERE ARE SOME **BUDGETING TIPS** FOR YOUR TRIP:

Track Your Spending:

Before your trip, track your usual expenses for a month to understand your spending habits. This will help you create a realistic budget for your travels.

Set Realistic Goals:

Don't aim to save an impossible amount. Set a reasonable savings goal and stick to it. There are many ways to save without sacrificing your entire social life!

Explore Cost-Saving Options:

Consider alternative travel options like buses or trains, research free or low-cost activities, and prioritize self-catering.

WHAT TO DO BEFORE YOUR TRIP?

Book Smart:

Plan your trip during the shoulder seasons or off-peak times for cheaper flights and accommodation. Use tools like Google Flights to find the cheapest travel days.

Accommodation Ace:

Research budget-friendly accommodation options like hostels, apartments through Vrbo, or house-sitting opportunities.

Pack Light:

Avoid baggage fees by packing light and prioritizing versatile clothing items.



Conclusion



So there you have it, bold student traveler! **You are now equipped with the knowledge** and strategies to transform your wanderlust into reality.

Remember, travel isn't just about ticking destinations off a list. **It's about pushing your boundaries**, broadening your perspective, and creating memories that will last a lifetime. So, pack your bags, unleash your inner explorer, and begin your epic summer adventure.

Bon voyage!



YOUR FUTURE **STARTS WITH**



WWW.PIHOSPITALITYACADEMY.COM